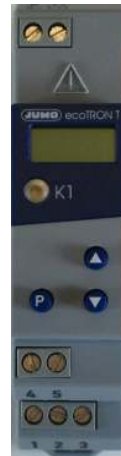


Electronic Temperature Controller for rail-mounting

Type ATC 600



Application

The ATC 600 two-step electronic temperature controller was specifically designed for the control of different heated components up to 2000W.

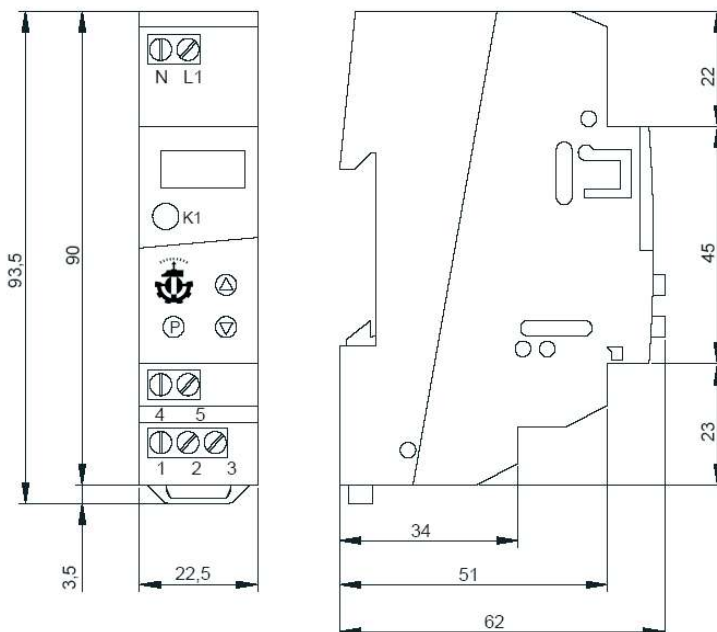
Description

The two-step electronic temperature controller is mounted in a rail mounting housing. The temperature sensor input is developed for a two-wire PT-100 sensor and is equipped with a protection against short circuit and sensor breach.

The desired operating temperature can be set by using the respective control keys. Temperatures can be displayed in degrees Celsius or degrees Fahrenheit. The actual value is indicated via three-digit display and the controller function via LED.


- In rail mounting enclosure
- Relay contact 10A switching capacity
- Three-digit LCD indication
- Indication selectable for °C or °F
- Protected parameter level
- Data storage in case of power failure

Dimensions




Terminals:

- | | |
|--------|------------------|
| L1 / N | : Power IN |
| 4 / 5 | : PT100 IN |
| 1 | : Contact OUT NC |
| 2 | : Contact OUT MC |
| 3 | : Contact OUT NO |



Technical data

Temperature controller type	ATC 600
Temperature control range	adjustable in range -200°C to +600°C, adjusted at works to 0°C to +200°C
Switching capacity	250VAC/10A resistive load with relay contact
Control mode	On-off controller
Temperature sensor input	Pt100; 2-conductor with sensor breakage status
Ambient temperature	0°C to +55°C, for close-to-close mounting 0°C - 40°C
Storage temperature	-40°C to +70°C
Switching hysteresis	adjusted at works to 5°C
Accuracy of control	± 0,1% of final value
Electrical connection	terminals 2,5 mm ²
Power supply*/Power consumption	230V +/-10%, 50/60Hz, 2VA
Housing version	rail mounting housing EN 50022
International protection type	IP 20 EN60529
Housing material	Polycarbonate
Dimensions in mm	90 (H) x 22,5 (W) x 62(D)
Weight	110gr.
Climatic resistance	≤ 75% rel. humidity average/year without occurrence of dew
Electrical security	DIN EN 61010 part1 excess voltage category III, contamination level 2
Electromagnetic compatibility	EN61326
Interference transmission	class B
Resistance to jamming	industrial requirement
Indications	actual value, 3-digit LCD, switching state relay via LED



Electronic temperature controller for wall-mounting

Series ATC 801 / 801s



Application

The ATC 801/801s is a modern microprocessor-based (PIC) control device featuring 4 membrane buttons and a digital display. The clear design of the operator control level facilitates fast and reliable adjustment.


The plug-in device, which is equipped with a grounding-type plug and a multi-pole plug for the consumer unit, can be put into operation immediately.

Description

The electronic temperature controller is mounted in a wall-mounting housing. The temperature sensor input is developed for a Pt100 and thermo-couple sensors.


The desired operating temperature can be set by using the respective control keys. The actual value is indicated via three-digit display and the controller function via LED.

- **In wall-mounting enclosure**
- **Relay contact 10A switching capacity**
- **Three-digit LCD indication**
- **Plug-in device**
- **Grounding-type plug for mains connection**
- **7-pin Multipole plug output**
- **Quick and easy to operate**



Technical data

Temperature controller type	ATC 801/801s
Temperature sensor input	Pt100 0...600°C NiCr-Ni (Type K) 0...999 °C Fe--CuNi (Type J) 0...600 °C
Switching capacity	Nominal 2300W (10A)
Functions	Two-position controller as P controller Two-position controller as PID controller Thermal cut-out (permanent disconnection) Selector mode Temperature controller with setting of output percentage Stand-by mode
Accuracy class	1
Power supply*/Power consumption	230V/50Hz
Housing version	Wall-mounting housing
International protection type	IP 54
Housing material	Polycarbonate
Dimensions in mm	125 x 125 x 75 (w x h x d)
Consumer unit & sensor connection	7-pin multipole socket, incl. 1.5m power cable with earth contact type plug
Indications	4-digit, 7-segment display (LED) with 3-digit temperature display in °C (normal operation) as well as display of parameters and entry values during operator mode. Yellow LED for indicating the operating state, Red/green LED for signalling the temperature
Option (= ATC 801s)	Signal relay 6A (changeover contact), for 230V units only 3-pin connector according to DIN 41524
Possible settings	Set-point value corresponding to sensor type Signal threshold for insufficient temperature 0...30 K Signal threshold for excess temperature 0...30 K Set-point limits (upper and lower) Line compensation/zero point correction Sensor break response Pre-selection of output percentage 0...99 %



Electronic temperature controller for wall-mounting

Series ATC 802 / 802s



Application

The ATC 802/802s is a modern microprocessor-based (PIC) control device featuring 4 membrane buttons and a digital display. The clear design of the operator control level facilitates fast and reliable adjustment.


The plug-in device, which is equipped with a grounding-type plug and a multi-pole plug for the consumer unit, can be put into operation immediately.

Description

The electronic temperature controller is mounted in a wall-mounting housing. The temperature sensor input is developed for a Pt100 and thermo-couple sensors.

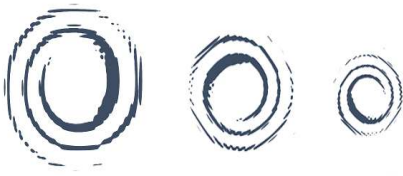
The desired operating temperature can be set by using the respective control keys. The actual value is indicated via three-digit display and the controller function via LED.

- In wall-mounting enclosure
- Relay contact 16A switching capacity
- Three-digit LCD indication
- Plug-in device
- Grounding-type plug for mains connection
- 5-pin Multipole plug output
- Quick and easy to operate



Technical data

Temperature controller type	ATC 802/802s
Temperature sensor input	Pt100 0...600°C NiCr-Ni (Type K) 0...999 °C Fe--CuNi (Type J) 0...600 °C
Switching capacity	Nominal 3600W (16A)
Functions	<ul style="list-style-type: none"> - Two-position controller as P-controller (thermostatic function) - Two-position controller as PID controller - Thermal cut-out (permanent disconnection) - Temperature controller with integrated energy regulator - Stand-by mode
Accuracy class	1
Power supply*/ Power consumption	230V/50Hz
Housing version	Wall-mounting housing
International protection type	IP 54
Housing material	Polycarbonate
Dimensions in mm	130 x 180 x 77 (w x h x d)
Consumer unit & sensor connection	5-pin multipole socket, incl. 1.5m power cable with earth contact type plug
Indications	4-digit, 7-segment display (LED) with 3-digit temperature display in °C (normal operation) as well as display of parameters and entry values during operator mode. Yellow LED for indicating the operating state, Red/green LED for signalling the temperature
Option (= ATC 802s)	Signal relay 6A (changeover contact), for 230V units only 3-pin connector according to DIN 41524
Possible settings	Set-point value corresponding to sensor type Signal threshold for insufficient temperature 0...30 K Signal threshold for excess temperature 0...30 K Set-point limits (upper and lower) Line compensation/zero point correction Sensor break response Pre-selection of output percentage 0...99 %



Electronic temperature controller for wall-mounting

Type ATC 900 ATEX



Application

The ATC 900 ATEX is a modern Comprehensive solution for controlling and limiting the temperature in areas with potentially explosive gas or dust atmospheres according to zones 1 / 2 and 21 / 22, incl. power selector function. Appropriate for ATEX heated lines and heated hoses.

Description

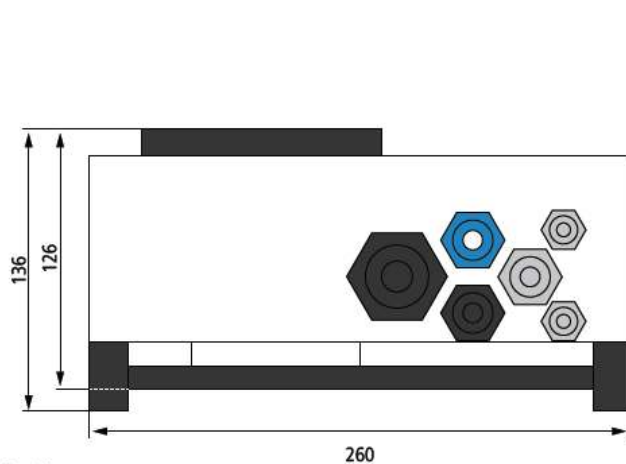
The electronic temperature controller-limiter unit is mounted in a wall-mounting housing.

The temperature sensor input is developed for 2x Pt100.

The desired operating temperature can be set by using the respective control keys. The actual value is indicated via three-digit display and the controller function via LED.

- In wall-mounting enclosure
- Relay contact 25A switching capacity
- Approved to zones 1/2 (gas) and zone 21/22 (dust)
- Approved to explosion groups IIC hydrogene and IIIC static dust
- Appropriate for temperature classes T1,T2,T3,T4,T5,T6
- Approval / certified to latest standards
- Complete documentation


Dimensions



Front view



Back view and drilling template



Technical data

Temperature controller type	ATC 900 ATEX
Temperature sensor input	Pt100 DIN resistance thermometer
Switching capacity	Electronic solid-state relay with 25 A nominal current
Measuring circuit: intrinsically safe	[Ex ib] IIC Uo=6,3 V; Io=22 mA; Po=35 mW max. outer capacitance 1,5 µF max. outer inductance 10 mH [Ex ib] IIB Uo = 6,3 V, Io = 22 mA; Po=35 mW max. outer capacitance 8,2 µF max. outer inductance 10 mH
Ex-marking	⊕ II 2 G Ex e ib [ib Gb] mb IIC T4 Gb ⊕ II 2 D Ex tb IIIC IP6X T90°C Db
Power supply*/Power consumption	230 VAC (-15% to +10%); 50-60 Hz
External fuse	25 A automatic cut out, Type A, B, C (Siemens), or Z, B, C (ABB)
Measuring range:	0 ... 450°C
Power input	≤ 11 VA (without load)
Housing version	Wall-mounting housing
International protection type	IP 64 according to DIN EN 60529
Housing material	Aluminum
Dimensions in mm	260 x 160 x 135 (w x h x d)
Weight	6 Kg
Ambient temperature	-20 °C ... +40 °C
Profile connection clamps	Mains input 0,5..6 mm ² (≤ 4 mm ² with ferrules) Load output 0,5..6 mm ² (≤ 4 mm ² with ferrules) Sensors 0,2..4 mm ² (≤ 2,5 mm ² with ferrules) Reset/signal. 0,2..4 mm ² (≤ 2,5 mm ² with ferrules)
Excess temperature protection	Integrated temperature switch (cut-off temperature approx. 90 °C)